



SS52A THRU SS520A

Surface Mount Schottky Rectifier

Features

- Low profile package
- Ideal for automated placement
- Guardring for overvoltage protection
- Low power losses, high efficiency
- High forward surge capability
- Meets MSL level 1, per J-STD-020, LF maximum peak of 260 °C

Typical Applications

For use in low voltage high frequency inverters, freewheeling, DC/DC converters, and polarity protection applications.

Mechanical Data

Package: DO-214AC (SMA)
Molding compound meets UL 94 V-0 flammability rating

Maximum Ratings ($T_a=25$ Unless otherwise specified)

PARAMETER	SYMBOL	UNIT	SS									
			52A	53A	54A	55A	56A	58A	510A	515A	520A	

Maximum average rectified output current



SS52A THRU SS520A

Thermal Characteristics $T_a=25$ Unless otherwise specified

PARAMETER	SYMBOL	UNIT	SS							
			52A	53A	54A	55A	56A	58A	510A	515A
Thermal resistance	R_{J-A}	/W	60 ⁽¹⁾							
	R_{J-L}		22 ⁽¹⁾							

Note

(1) Thermal resistance from junction to ambient and from junction to lead mounted on P.C.B. with 0.2" x 0.2" (5.0 mm x 5.0 mm) copper pad areas

Characteristics (Typical)

FIG1 Io-TL Curve

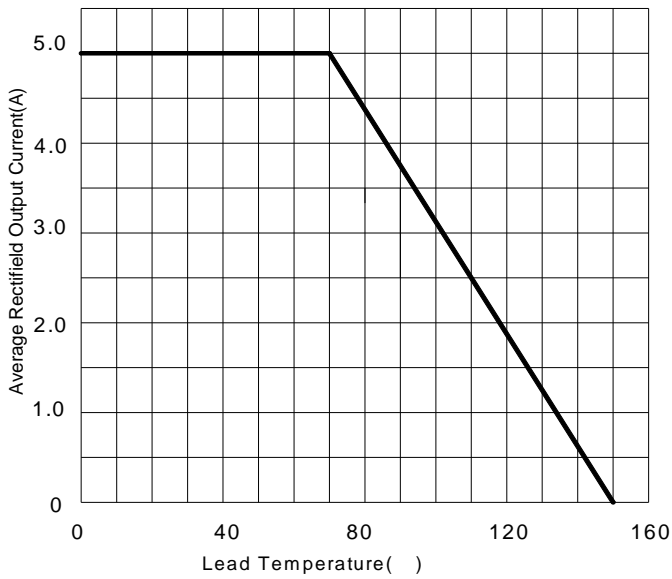


FIG2: Surge Forward Current Capability

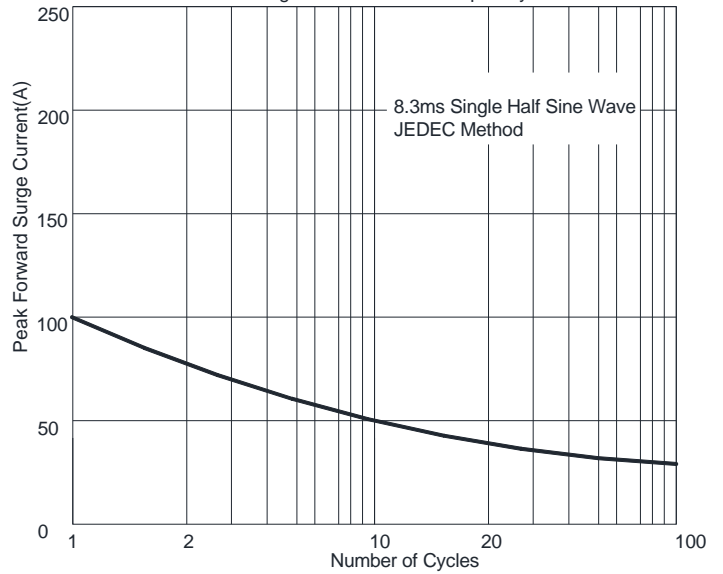
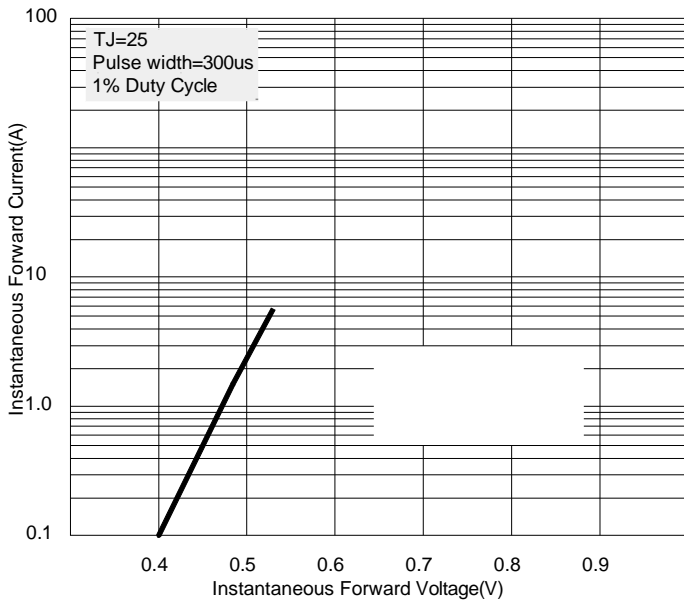


FIG.3: TYPICAL FORWARD CHARACTERISTICS





SS52A THRU SS520A

Ordering Information (Example)

PREFERRED P/N	PACKAGE CODE	UNIT WEIGHT(g)	MINIMUM PACKAGE(pcs)	INNER BOX QUANTITY(pcs)	OUTER CARTON QUANTITY(pcs)	DELIVERY MODE
SS52A-SS520A	F1	Approximate 0.059	5000	/	80000	13" reel
SS52A-SS520A	F2	Approximate 0.059	7500	/	120000	13" reel
SS52A-SS520A	F3	Approximate 0.059	7500	/	60000	13" reel
SS52A-SS520A	F4	Approximate 0.059	1800	7200	57600	7" reel
SS52A-SS520A	F5	Approximate 0.059	2000	8000	64000	7" reel
SS52A-SS520A	F6	Approximate 0.059	5000	/	100000	13" reel



SS52A THRU SS520A

Disclaimer

The information presented in this document is for reference only. Yangzhou Yangjie Electronic Technology Co., Ltd. reserves the